

# 中银 e 企赢 APP 端用户手册

## 一、基础功能

### 1 登录

下载中银 e 企赢 APP，可从苹果商店、应用宝、谷歌、小米等市场下载，也可扫描下面二维码进行下载。



如果您是第一次登录，请按主页右上角**注册**键，填入邀请码（邀请码一码一用，用后失效），根据页面提示填写企业信息并完成企业注册。

登录成功后，请根据提示设置您的登录密码，设置密码成功后，您以后可使用新设置的密码或者验证码两种方式登录 APP。

### 2 编辑企业信息

登录 APP 后，选择“我的”-“企业主页”，您可编辑企业的基本信息、产品信息、经营信息等，以便让其他参会企业了解您的企业信息。

## 二、活动开始前企业互选流程

选择参加的活动->查看参会企业->选择感兴趣的企业->发送邀请->查看邀请->查看洽谈安排

## 目录 CONTENTS

### 第一部分 中银 e 企赢 PC 端用户手册 Part I BOC E-Cooperation Website User Manual

<b>第 1 章：基本功能(网页端)</b>	<b>6</b>
<b>CHAPTER 1: BASIC FUNCTIONS (WEBSITE)</b>	<b>6</b>
1.1 快速注册报名	6
1.1 Quick Registration and Signup	6
1.2 登录	9
1.2 Login	10
1.3 编辑企业信息	11
1.3 Edit Corporate Information	11
<b>第 2 章：活动开始前功能(网页端)</b>	<b>14</b>
<b>CHAPTER 2: BEFORE-EVENT FUNCTIONS (WEBSITE)</b>	<b>14</b>
2.1 企业互选	14
2.1 Mutual Selection	14
2.1.1 选择参加的活动	15
2.1.1 <i>Select an Event</i>	15
2.1.2 查看参会企业	15
2.1.2 <i>View Participants</i>	15
2.1.3 选择感兴趣的企业	16
2.1.3 <i>Select the Enterprises You Are Interested in</i>	16
2.1.4 发送邀请	18
2.1.4 <i>Send an Invitation</i>	18
2.1.5 查看邀请	19
2.1.5 <i>View Invitations</i>	19
2.2 查看洽谈安排	20
2.2 View Negotiation Arrangements	20

2.3 设备检测 / How to Detect	20
<b>第 3 章：线上视频洽谈(网页端)</b>	<b>30</b>
<b>CHAPTER 3: ONLINE VIDEO NEGOTIATIONS (WEBSITE)</b>	<b>30</b>
3.1 进入活动大厅	31
3.1 Enter the event hall	31
3.2 预约洽谈	32
3.2 Reserve Negotiation	32
3.2.1 找到预约洽谈安排	32
3.2.1 Find out the Arrangement for Reserved Negotiation	32
3.2.2 进行视频洽谈	32
3.2.2 Negotiate via Video Link	32
3.3 自由洽谈	35
3.3 Free Negotiation	35
3.3.1 找您感兴趣的企业	35
3.3.1 Find out an Enterprise You Have Interest in	35
3.3.2 发起视频洽谈	37
3.3.2 Initiate Video Negotiation	37
<b>第 4 章：基本功能(APP 端)</b>	<b>40</b>
<b>CHAPTER 4: BASIC FUNCTIONS (APP)</b>	<b>40</b>
4.1 登录	40
4.1 Login	40
4.2 编辑企业信息	42
4.2 Edit Corporate Information	42
<b>第 5 章：活动开始前功能(APP 端)</b>	<b>45</b>
<b>CHAPTER 5: BEFORE-EVENT FUNCTIONS (APP)</b>	<b>45</b>
5.1 企业互选	45

5.1 Mutual Selection	45
5.1.1 选择参加的活动	46
5.1.1 <i>Select an Event</i>	46
5.1.2 查看参会企业	46
5.1.2 <i>View Participants</i>	46
5.1.3 选择合适的企业	48
5.1.3 <i>Select the Right Enterprises</i>	48
5.1.4 发送邀请	50
5.1.4 <i>Send an Invitation</i>	50
5.1.5 查看邀请	50
5.1.5 <i>View Invitations</i>	50
5.2 查看洽谈安排	51
5.2 View Negotiation Arrangements	51

# 第一部分 中银 e 企赢 PC 端用户手册

## Part I BOC E-Cooperation Website User Manual

### 第 1 章：基本功能(网页端)

#### Chapter 1: Basic Functions (Website)

##### 1.1 快速注册报名

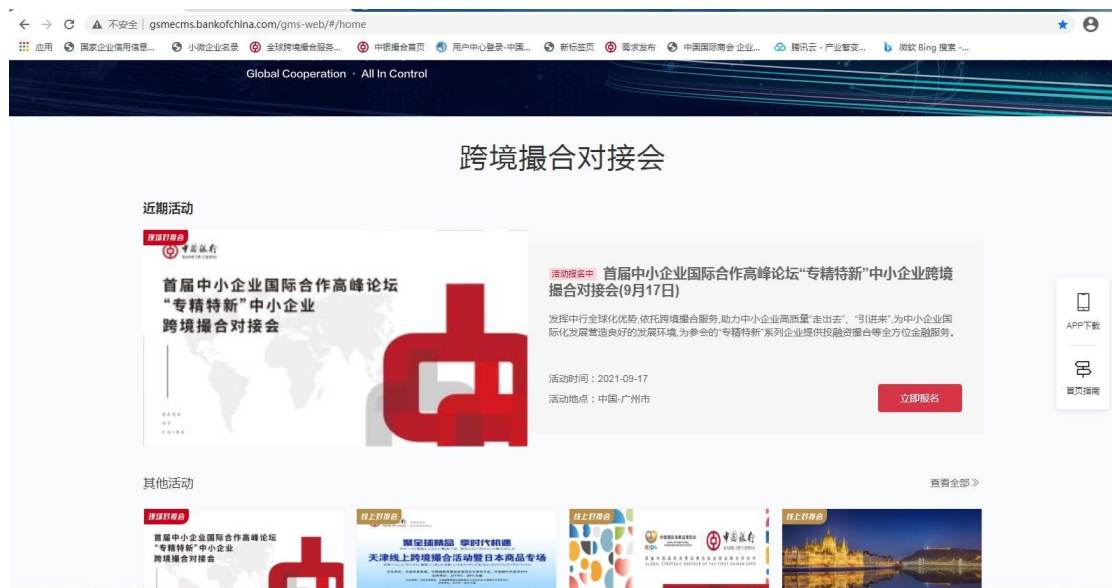
##### 1.1 Quick Registration and Signup

如果您想要参加线下/线上撮合活动对接会，请您先向您的中行客户经理处获取活动注册邀请码，得到邀请码后，访问中银 e 企赢网站，地址为：

<https://gsmecms.bankofchina.com/gms-web/#/home>

If you are interested in our on-site/online matchmaking event, please obtain a registration invitation code from your BOC customer manager. After getting the invitation code, please visit our website:

<https://gsmecms.bankofchina.com/gms-web/#/home>



请选择您要参加的活动，点击活动信息下方的进入活动大厅页面，点击“立即报名”进入快速注册/报名页面。在页面中，需要填写您从中行客户经理处获取的邀请码，邀请码有效期为7天，请在有效期内使用。

Please select your interested event, click the event info to enter Event Hall page. Then click the “Sign up now” button to enter the quick registration and signup page, where you can fill in the invitation code you obtained from your BOC customer manager. Please pay attention that the invitation code is valid for 7 days.



邀请码验证通过后，您可进行注册及报名；

After the invitation code is approved, you can register and sign up;

如果您是首次注册，则需要填写企业基本信息、企业证件信息和报名信息；

For the first registration, please fill in the basic information, certificate information and registration information of your enterprise.

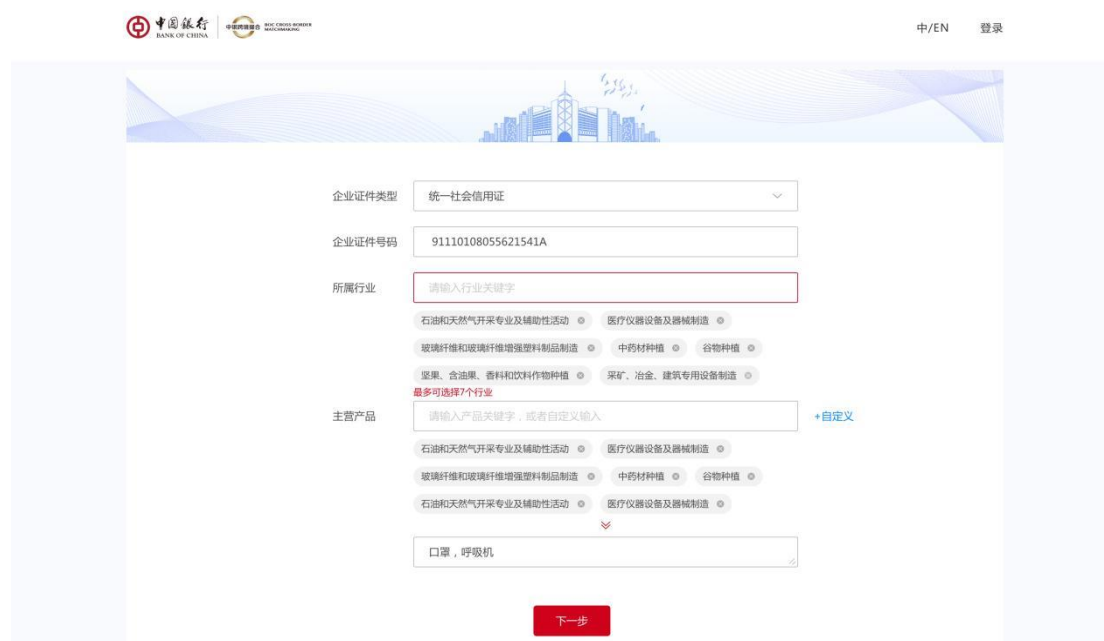


如果您已经是认证企业，则系统识别您的认证身份后，您仅需填写报名信息；

If you are a certified enterprise, you only need to fill in the registration information after the system accepts your identity;

如果您已经有账号，但未完成企业认证，系统可直接识别您的账号帮助您直接报名，在这个过程中可能需要您完善企业证件信息；如果系统帮您登录的账号并不是您的企业，可以点击申诉，按照要求发送邮件，我行会尽快协助您解决；

If you already have an account number but have not completed the enterprise certification, the system can identify your account number and help you register. You might need to complete your enterprise certificate information; if the account number identified in the system does not belong to your enterprise, you can click complain and send email as required. The Bank will help you solve the problem as soon as possible;



The screenshot shows the registration interface for enterprises on the Bank of China website. At the top left, there are logos for 中国银行 (Bank of China) and 中国工商银行 (Industrial Bank of China). At the top right, there are links for 中/EN and 登录 (Login). The main content area is a registration form with the following fields and options:

- 企业证件类型** (Enterprise Certificate Type): A dropdown menu with "统一社会信用代码" (Unified Social Credit Code) selected.
- 企业证件号码** (Enterprise Certificate Number): A text input field containing "91110108055621541A".
- 所属行业** (Industry): A text input field with the placeholder "请输入行业关键字" (Please enter industry keywords). Below it, there are several industry tags with circular selection icons: "石油和天然气开采专业及辅助性活动", "医疗仪器设备及器械制造", "玻璃纤维和玻璃纤维增强塑料制品制造", "中药材种植", "谷物种植", "坚果、含油果、香料和饮料作物种植", and "采矿、冶金、建筑专用设备制造". A note below the tags says "最多可选择7个行业" (Maximum 7 industries can be selected).
- 主营产品** (Main Products): A text input field with the placeholder "请输入产品关键字，或者自定义输入" (Please enter product keywords, or custom input). To the right of the field is a "+自定义" (Custom) button. Below the field, there are more industry tags: "石油和天然气开采专业及辅助性活动", "医疗仪器设备及器械制造", "玻璃纤维和玻璃纤维增强塑料制品制造", "中药材种植", "谷物种植", and "石油和天然气开采专业及辅助性活动", "医疗仪器设备及器械制造". A dropdown arrow is visible below the tags.
- Product Input:** A text input field containing "口罩，呼吸机" (Masks, respirators).

At the bottom center of the form, there is a red button labeled "下一步" (Next Step).

基本信息：

企业名称：广联达科技股份有限公司

国家及地区：中国 北京市

企业联系人：宋南

联系方式：19145951125

[这不是我的企业，点击这里反馈](#)

继续报名信息如下：

\* 参会目的： 提供  求购

\* 所属行业：

石油和天然气开采专业及辅助性活动 医疗仪器设备及器械制造  
玻璃纤维和玻璃纤维增强塑料制品制造 中药材种植 谷物种植  
坚果、含油果、香料和饮料作物种植 采矿、冶金、建筑专用设备制造

\* 主营产品： +自定义

石油和天然气开采专业及辅助性活动 医疗仪器设备及器械制造  
玻璃纤维和玻璃纤维增强塑料制品制造 中药材种植 谷物种植

## 1.2 登录



## 1.2 Login

打开中银 e 企赢网站 <https://gsmecms.bankofchina.com/gms-web/#/home>

Visit BOC E-Cooperation website:

<https://gsmecms.bankofchina.com/gms-web/#/home>

如果您是第一次登录,请在登录页面输入您注册或者提供给银行人员报名活动时候的手机号或者邮箱,使用验证码方式进行登录。

For your first login, please enter the mobile phone number or email you have registered or provided to the bank staff at the time of signing up for an event and log in by verification code.



The screenshot shows the login interface with a cityscape background. On the right, there are two tabs: '验证码登录' (Verification Code Login) and '密码登录' (Password Login). Below the tabs are two input fields: '请输入手机号/邮箱' (Please enter mobile phone number/email) and '请输入手机号/邮箱验证码' (Please enter mobile phone number/email verification code). A red button labeled '获取验证码' (Get verification code) is next to the second input field. At the bottom is a red '登录' (Login) button. Red arrows point from the annotations to the first input field, the '获取验证码' button, and the '登录' button.

输入手机号或邮箱  
Enter mobile phone number or email

发送验证码  
Send verification code

登录成功后,请根据系统提示设置您的登录密码,以后可用此密码登录网站。

After successful login, please set your login password according to the system prompts. And, you can log into the website with this password in the future.



The screenshot shows the '设置密码' (Set Password) page. It has a title '设置密码' and a prompt: '请输入8-20位,数字、大小写字母和符号三种及以上的组合' (Please enter 8-20 characters, including numbers, uppercase and lowercase letters, and symbols). There are two password input fields. Below them is a checkbox labeled '我已阅读并同意《跨境撮合服务协议》和《保密协议》' (I have read and agree to the Cross-border撮合 Service Agreement and Confidentiality Agreement). A red button labeled '确定' (Confirm) is at the bottom. Red arrows point from the annotations to the first password field, the checkbox, and the '确定' button.

设置密码  
Set password

勾选服务协议和保密协议  
Check Service Agreement and Non-disclosure Agreement

设置成功密码后,您以后可使用新设置的密码或者验证码两种方式登录网站。

After the password is set, you can use the new password or verification code to login into the website in the days to come.

## 1.3 编辑企业信息

### 1.3 Edit Corporate Information

登录网站后，在网站首页进入企业主页，您可编辑企业的基本信息、产品信息、经营信息等，以便让其他参会企业了解您的企业信息。

After login, you will enter the first page about company profile. On this page you can edit the basic information about your enterprise, your production information and operation information, among others, so that the other participants can know your enterprise.





### 基本信息

*企业名称翻译	fujianqiye1
证件类型	统一社会信用代码 已认证企业不能修改
证件号码	91411000MA3XEMYPXF 已认证企业不能修改
所在地	中国 福建省 宁德市 已认证企业不能修改
详细地址	请输入
企业网址	请输入
企业介绍	建议提供中英文双语言简介

### 我的产品

可以添加1-20个产品



← 编辑产品信息

Edit product information

## 我的产品

可以添加1-20个产品



添加产品

## 经营信息

企业性质

\* 所属行业

\* 主营产品

### 添加产品

产品名称

苹果

主推产品

是

否

香甜脆口

上传图片

选择

可添加3张图片

预览图片



保存

木浆 ● 包装用纸及纸板 ● 感应纸及纸板 ● 瓦楞纸板 ● 纸制文具及办公用品 ●

## 第 2 章：活动开始前功能(网页端)

### Chapter 2: Before-event Functions (Website)

#### 2.1 企业互选

#### 2.1 Mutual Selection

参加活动前，您可自行在网站选择感兴趣的企业发送洽谈邀请，对方企业接受您的邀请后，中国银行会为双方企业在活动期间安排预约洽谈，您可按照安排的洽谈时间进行洽谈。

Before an event, you can send the invitation for negotiation to an enterprise you generate interest in on the website. If the enterprise accepts your invitation, BOC will schedule a negotiation for your two enterprises and you can talk with the other party at the scheduled time.

**企业互选流程：**

**Mutual selection process of enterprises:**

**选择参加的活动->查看参会企业->选择感兴趣的企业->发送邀请->查看邀请**

**Select an event->View the participants->Select an enterprise you have interest in->Send an invitation->View the invitation**

## 2.1.1 选择参加的活动

## 2.1.1 Select an Event



The screenshot displays the Bank of China website interface. At the top, there is a navigation bar with icons for '企业主页' (Company Home), '洽谈历史' (Negotiation History), '我的活动' (My Activities), '我的邀请' (My Invitations), '我的关注' (My Favorites), and '账户与安全' (Account & Security). Below this is a large orange banner with the Bank of China logo and the slogan '合力相助 全力以“复”' (Cooperation helps, full effort for 'recovery'). The banner also mentions '中国银行助力中小企业复工复产' (Bank of China helps SMEs resume production and work) and '振 | 合 | 春 | 风 | 送 | 暖 期 | 待 | 荆 | 楚 | 花 | 开' (Vibrant | Cooperation | Spring Wind | Warmth | Anticipation | Jiangxi | Blossoms). Below the banner, there are filter tabs: '全部' (All), '视频对接会' (Video Conference), and '现场对接会' (On-site Conference). The main content area shows two event listings. The first listing is for '2017中国沈阳投资与贸易对接会' (2017 China Shenyang Investment and Trade Conference), with a red arrow pointing to it and the text '选择要参加的活动 Select an event'. The second listing is for '中国-匈牙利中小企业跨境投资与贸易合作洽谈会' (China-Hungary SME Cross-border Investment and Trade Cooperation Conference).

## 2.1.2 查看参会企业

## 2.1.2 View Participants

进入活动详情页面后，可以选择查看参会企业

Click “All Enterprises” on the Event Details page to view participant information.



### 2.1.3 选择感兴趣的企业

### 2.1.3 Select the Enterprises You Are Interested in

可以根据行业、国家地区筛选您感兴趣的企业，或者直接根据产品、企业名称等搜索您感兴趣的企业

Select the enterprises you are interested in by industry or location or search your targets by product or enterprise name.

当前位置：中报撮合首页 > 活动详情 > 分类导航



搜索企业  
Search an enterprise

### 参会企业分类

选择您感兴趣的行业，查看参会企业

所属行业	选择您感兴趣的行业，查看参会企业
中国	农、林、牧、渔业(22) 农业(22) 林业(18)
其他国家或地区	制造业(18) 通用设备制造业(18)
	建筑业(1) 房屋建筑业(1)
	交通运输、仓储和邮政业(1) 铁路运输业(1)

筛选企业  
Select an enterprise

### 近期报名企业

您可通过选择行业或地区查看更多企业

**湖北企业5**

中国-湖北省

谷物种植 / 森林经营、管护和改培 / 锅炉及原动设备制造

木浆 包装用纸及纸板 感应纸及纸板 瓦楞纸板 纸制文具及办公用品

筛选企业后有一个企业列表，您也可在这个列表进行重新筛选

An enterprise list will appear after selecting enterprises, and you can further select your targets in this list.



筛选条件： 所属行业 制造业 ▾ 国家地区 不限 ▾ 合作方式 不限 ▾

只看关注的企业

**湖北企业5**  
中国-湖北省  
谷物种植 / 森林经营、管护和改培 / 锅炉及原动设备制造  
木浆 感应纸及纸板 瓦楞纸板 纸制文具及办公用品 包装用纸及纸板

**湖北企业6**  
中国-湖北省  
谷物种植 / 森林经营、管护和改培 / 锅炉及原动设备制造  
木浆 感应纸及纸板 瓦楞纸板 纸制文具及办公用品 包装用纸及纸板

**湖北企业8**  
中国-湖北省  
谷物种植 / 森林经营、管护和改培 / 锅炉及原动设备制造  
木浆 感应纸及纸板 瓦楞纸板 纸制文具及办公用品 包装用纸及纸板

**福建企业1**  
中国-福建省

企业列表-在线状态.png ^ | 移动端首页1.png ^

## 2.1.4 发送邀请

## 2.1.4 Send an Invitation

选择一个感兴趣的企业，进入企业详情，可向该企业发送邀请。

Select an enterprise you are interested in and send an invitation to it on the Corporate Information page.

当前位置：[中报撮合首页](#) > [企业名录](#) > 企业详情

武汉农产公司016  
武汉农产公司016  
中国-湖北省

[预约洽谈](#) [加关注](#)

参会意向

感兴趣的行业 谷物种植 / 豆类、油料和薯类种植 / 棉、麻、糖、烟草种植

感兴趣的产品 稻谷 / 小麦

基本信息

## 2.1.5 查看邀请

## 2.1.5 View Invitations

网站首页选择我的邀请，可看到您发出的邀请、收到的邀请、互选成功的邀请。  
Select “Invitations” on the homepage of the website to check the invitations you sent, those you received and those for successful mutual selections.

[企业主页](#) [我的邀请](#) [我的关注](#) [我的活动](#) [洽谈历史](#) [账户与安全](#)

活动名称  温馨提示：切换活动可查看更多报名活动下邀请

筛选 [全部](#) [已达成互选](#) [收到的邀请](#) [发出的邀请](#)

没有找到相关数据

## 2.2 查看洽谈安排

## 2.2 View Negotiation Arrangements

临近活动开始前，中国银行会为您制定一份洽谈企业清单，请您关注。

Before a forthcoming event, BOC will prepare a list of enterprises you are going to negotiate with for your attention.

首页选择参加的活动，进入活动详情页面，即可看到您的洽谈安排。

Select the event you are going to participate in and you will see your negotiation arrangements on the Event Details page.

The screenshot displays the 'Event Details' page for an online anti-epidemic activity. At the top, there is a navigation bar with icons for 'Enterprise Home', 'My Invitations', 'My Concerns', 'My Activities', 'Negotiation History', and 'Account & Security'. Below this, the current location is indicated as '中银撮合首页 > 活动详情'. The main content area features a banner image of a city at night with the text '报名已结束' (Registration Closed) and '即将开始' (Starting Soon). To the right of the banner, the event title is '抗疫活动线上' (Anti-epidemic Activity Online), with details: '活动时间: 2020/04/04 09:04 (北京时间)', '活动主办方: 湖北分行', and '联系电话: 18600001111'. Below the banner are three buttons: '查看参会企业' (View Participating Companies), '完善参会意向' (Refine Participation Intent), and '我的邀请' (My Invitations). The '洽谈安排' (Negotiation Arrangement) section is highlighted with a red arrow and text. It shows '第1轮' (Round 1) on '2020/04/04 09:04 - 23:04' for '湖北企业1' (Hubei Company 1) in '中国-湖北省' (China - Hubei Province) at 'A1 桌' (Table A1). To the right of this section is a promotional banner for the event, featuring a QR code and the text '活动现场查看更多企业 自主寻找合作商机' (View more companies at the event, find cooperation opportunities on your own) and '扫码下载中银全球撮合...' (Scan to download BOC Global Matchmaking...).

## 2.3 设备检测 / How to Detect

2.3.1 在活动大厅页面，您可以看到页面右侧边栏有“设备检查”功能按钮，点击即可进行电脑硬件设备兼容性检测。

2.3.1 In “Event Hall” page, you can see a “Device Detection” button in the right sidebar, click it to start checking the compatibility of your PC hardware devices and browser.

# 际服务贸易交易会企业供需对接会(线上分会场)

making Meeting of the 2021 China International Fair For Trade In Services(On-Line)

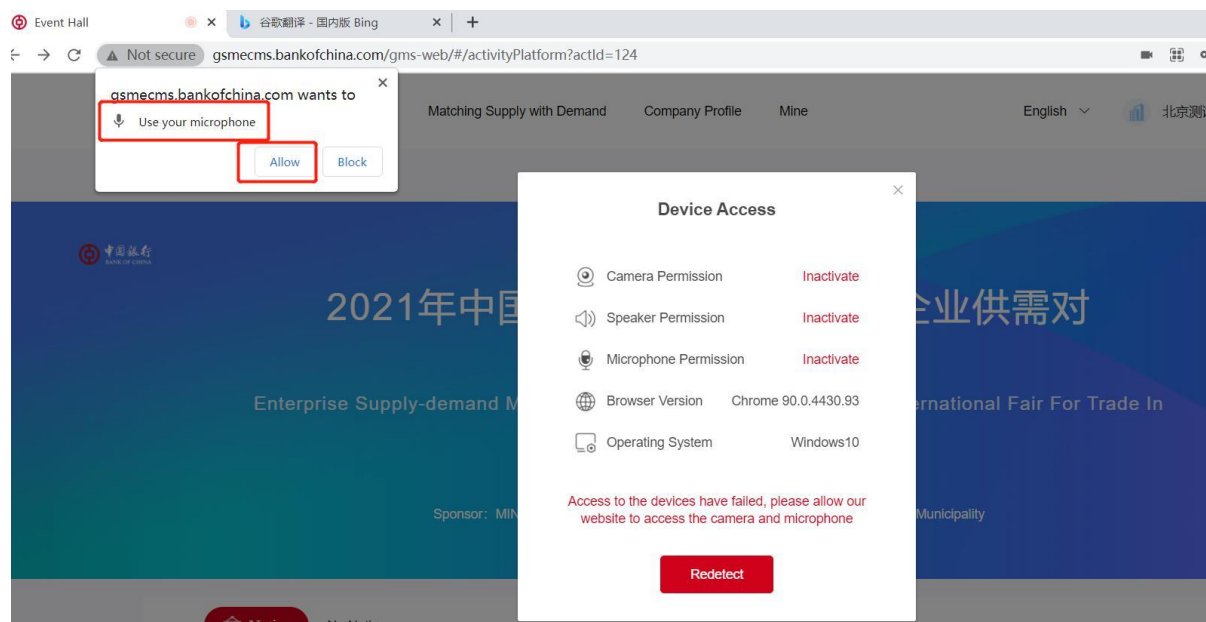
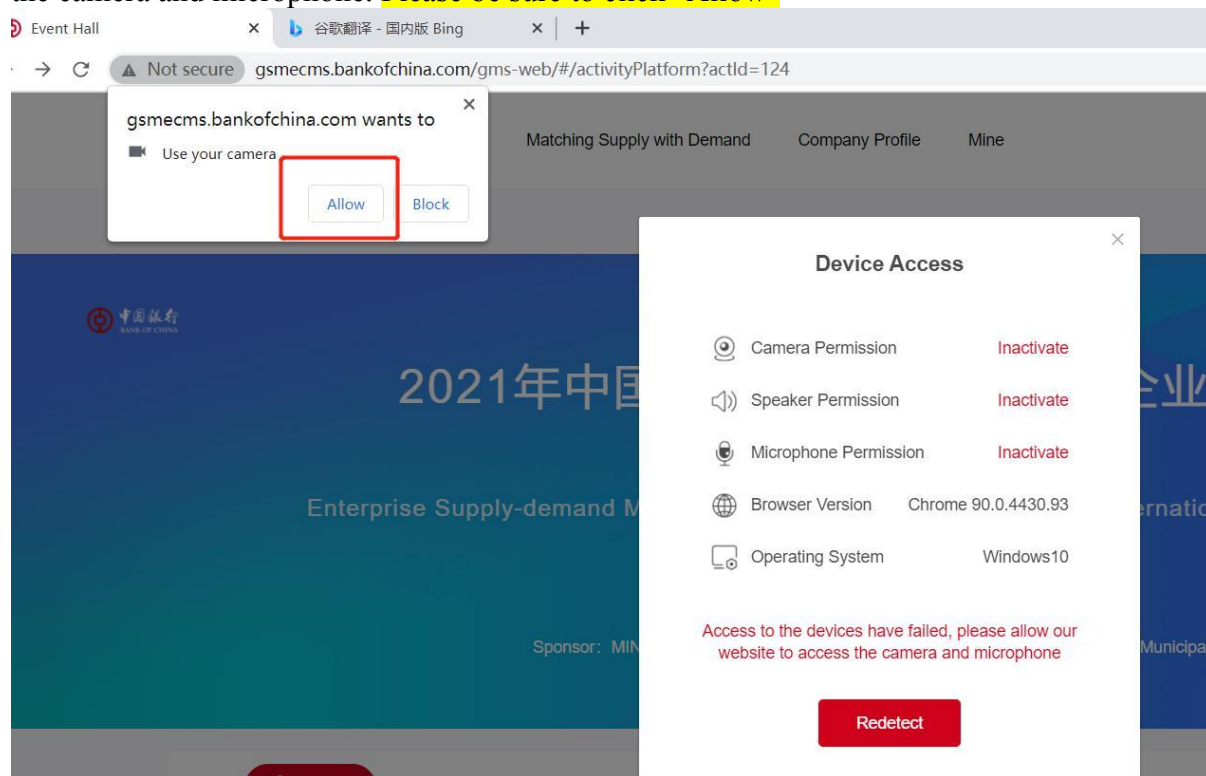
2021/09/03-09/03 (GMT+8)

F COMMERCE.PRC, The People's Government of Beijing Municipality

- Device Detection
- APP
- Guidance on

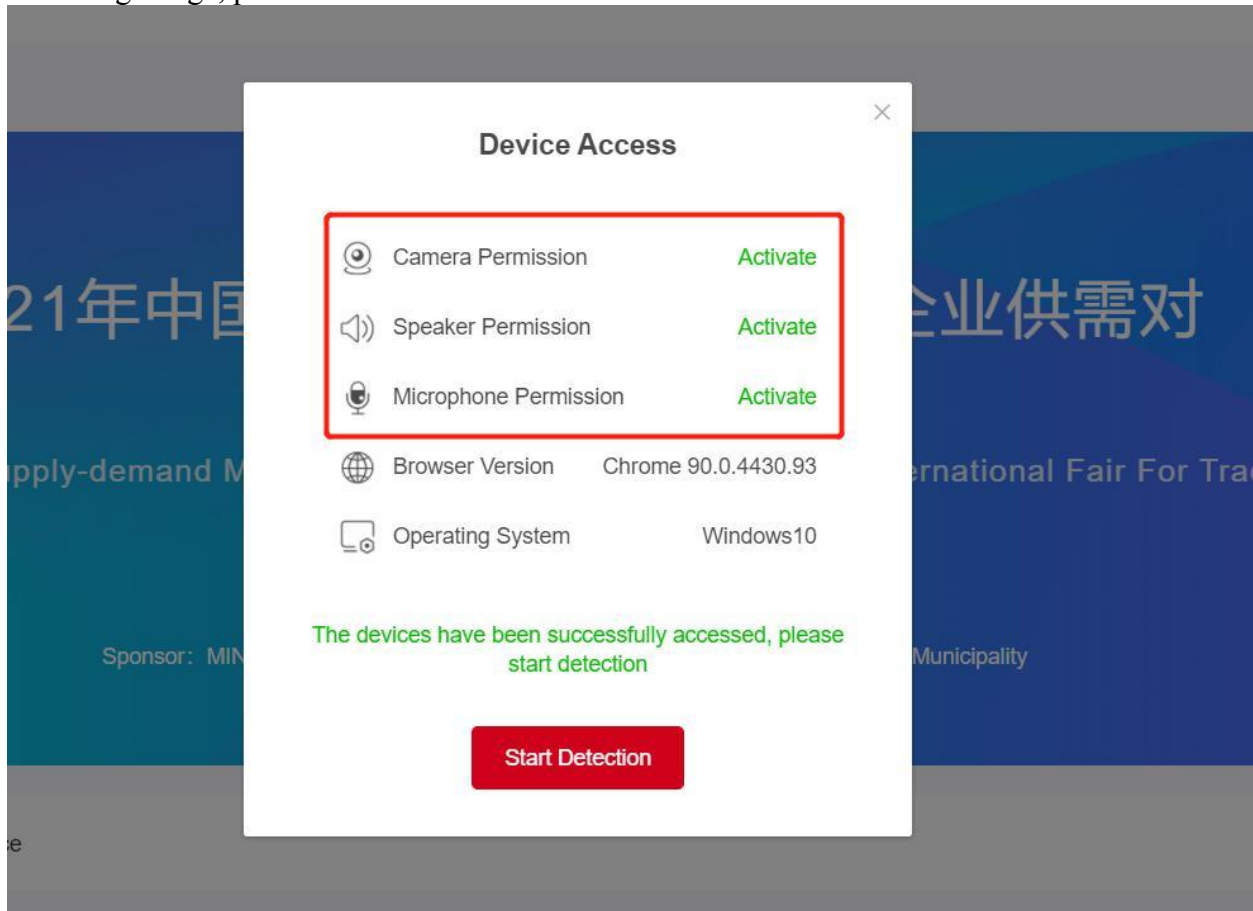
2.3.2 点击检测按钮后，即可看到检测结果。若您是首次检测，浏览器会弹窗提醒您是否允许网站使用摄像头和麦克风，请您务必点击“允许”

2.3.2 After clicking the detection button, you can see the test result. If you are checking for the first time, the browser will pop up a window to remind you whether to allow the website to use the camera and microphone. Please be sure to click "Allow"



当您允许全部设备权限后，可看到“设备连接”窗口内的三种设备权限变为绿色的“已开启”。如您在此步骤遇到问题无法实现下图所示的结果，请联系我行工作人员。

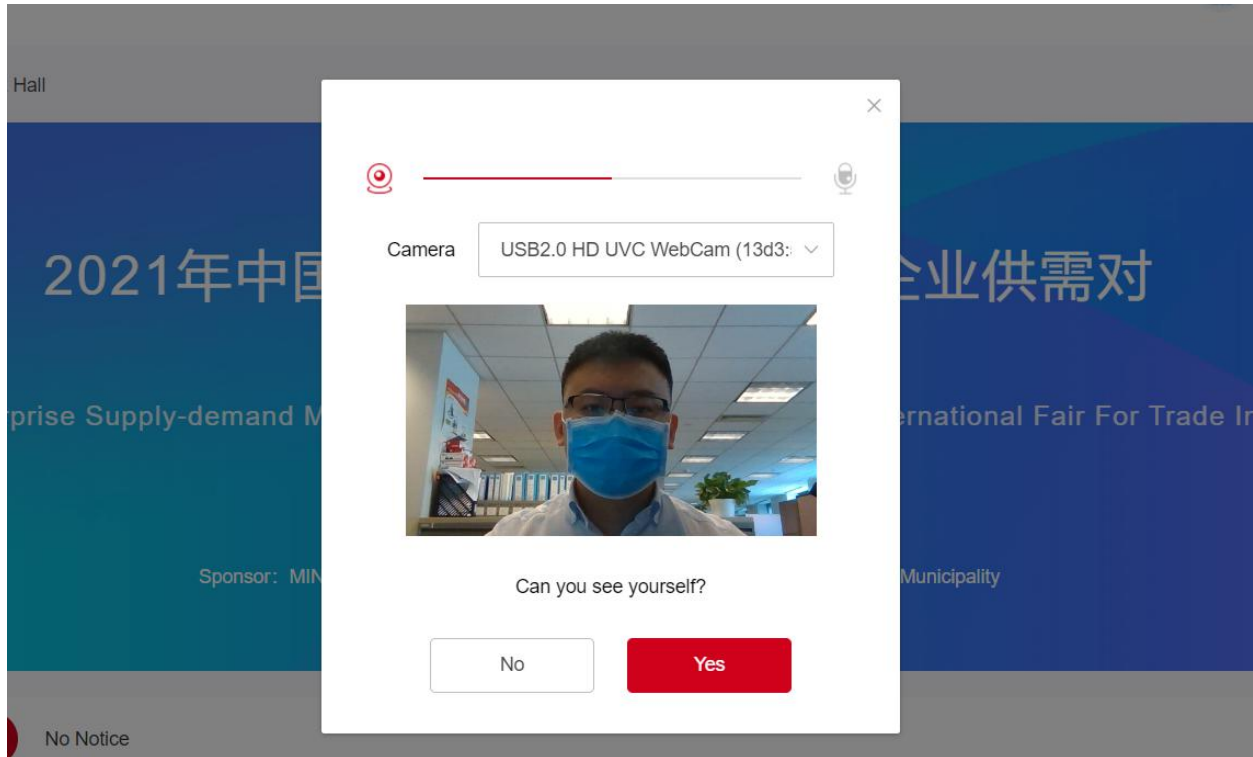
When you allow all device permissions, you can see all three device permissions turns into green 'Activate'. If you experience problems and are unable to achieve the results shown in the following image, please contact our staff.



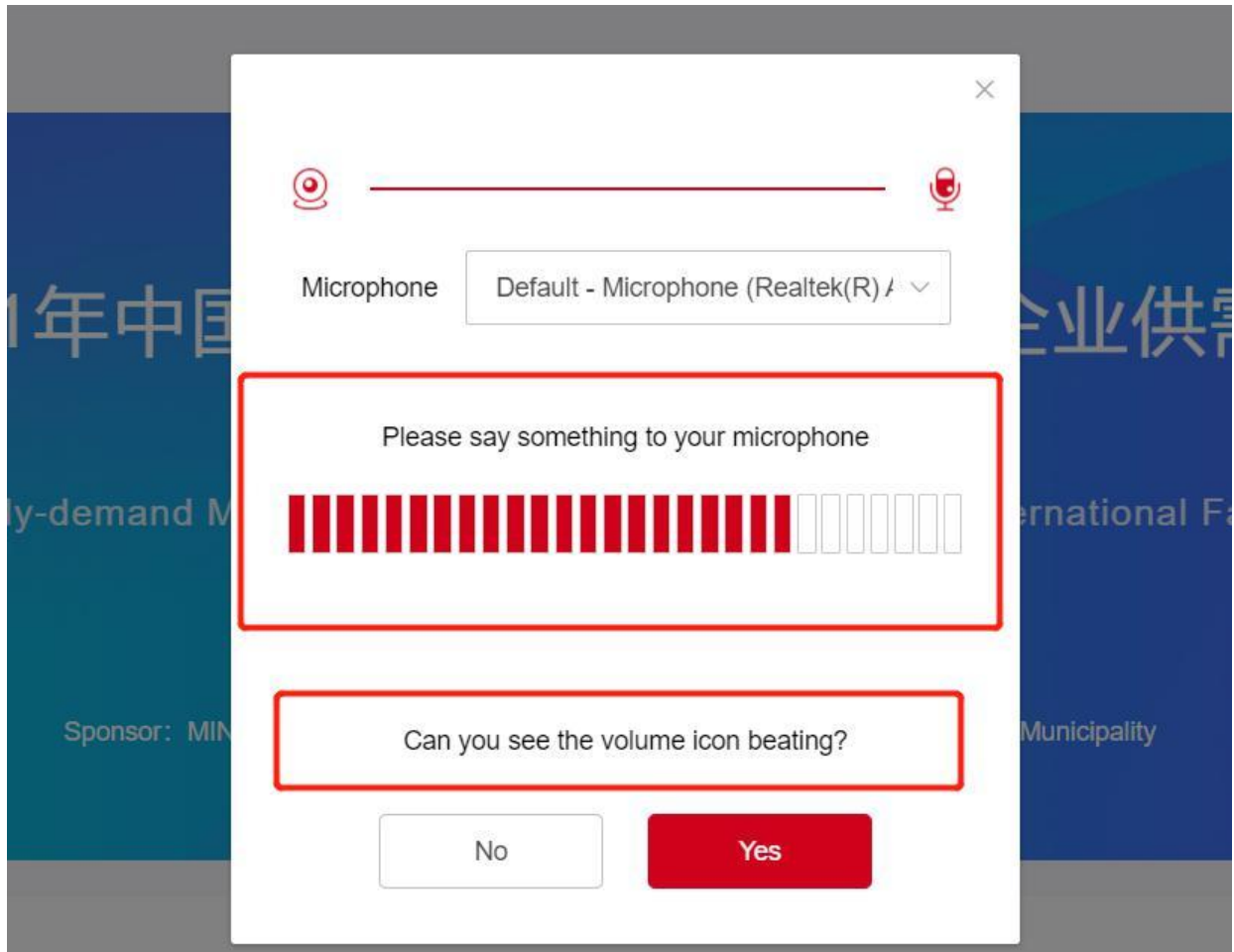
2.3.3 接下来请您点击“开始检测”，并按照各步骤提示进行操作（如下列图片所示）  
2.3.3 Next, click "Start Detection" and follow the steps (as shown in the image below)

第一步：

First:



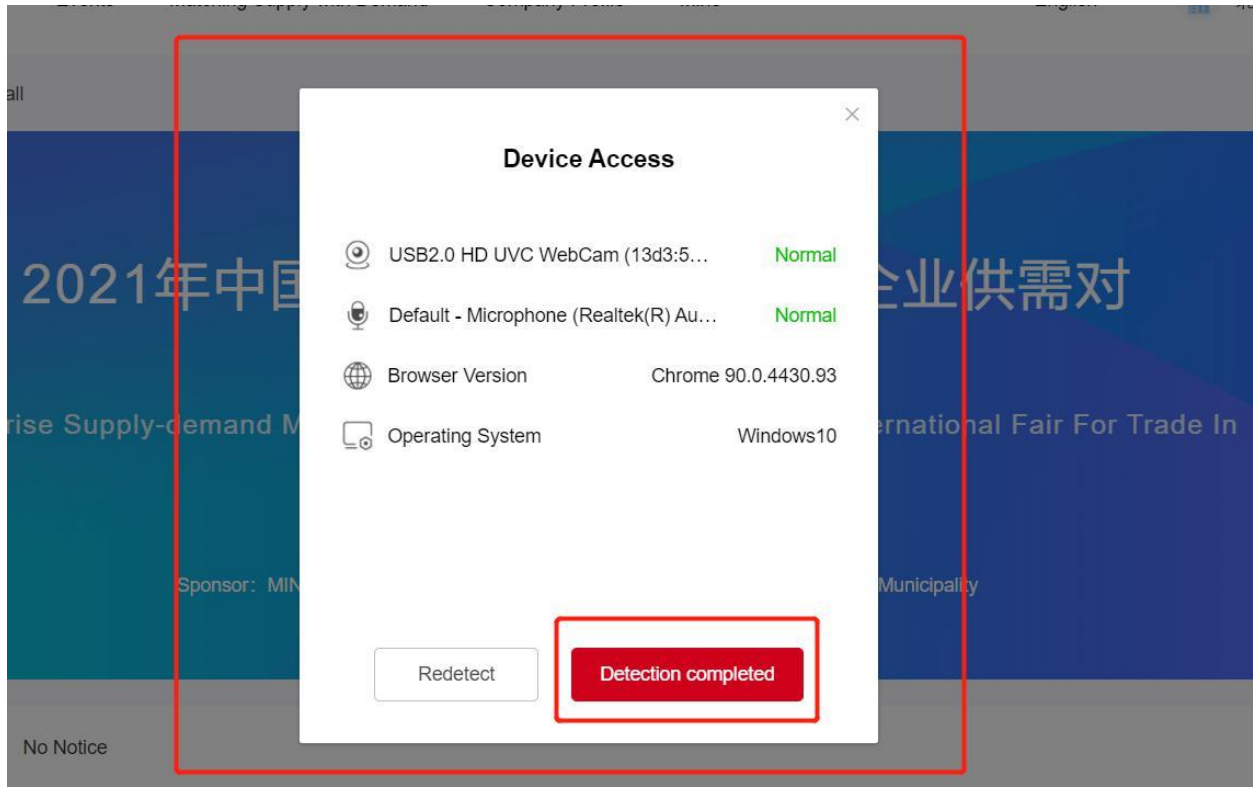
第二步：  
Second:





检测结果：

Detection Result:



2.3.4 当您看到“检测完成”按钮时，即证明您已完成全部检测步骤。请确保结果页面中两项设备的状态显示为绿色“正常”，之后您可正常进入视频会议室可进行对接洽谈。若某一项设备显示为红色“异常”，即表示该设备可能存在问题无法正常工作，或者您的电脑尚未连接此类设备。此时建议您更换此项硬件设备，或者将此检测结果截图后发送至我行工作人员，获取帮助。

2.3.4 When you see the ‘Detection Completed’ button, you have completed all the detection steps. Make sure that the status of both devices on the results window shows green "NORMAL." If a device appears as red " Abnormal," there may be a problem with the device that is not working properly, or your computer is not connected to such a device. It is recommended that you replace/install this hardware device or send a screenshot of this test result to our staff for assistance.

### 2.3.5. 设备检测常见问题排查 / Common Problems and Solutions

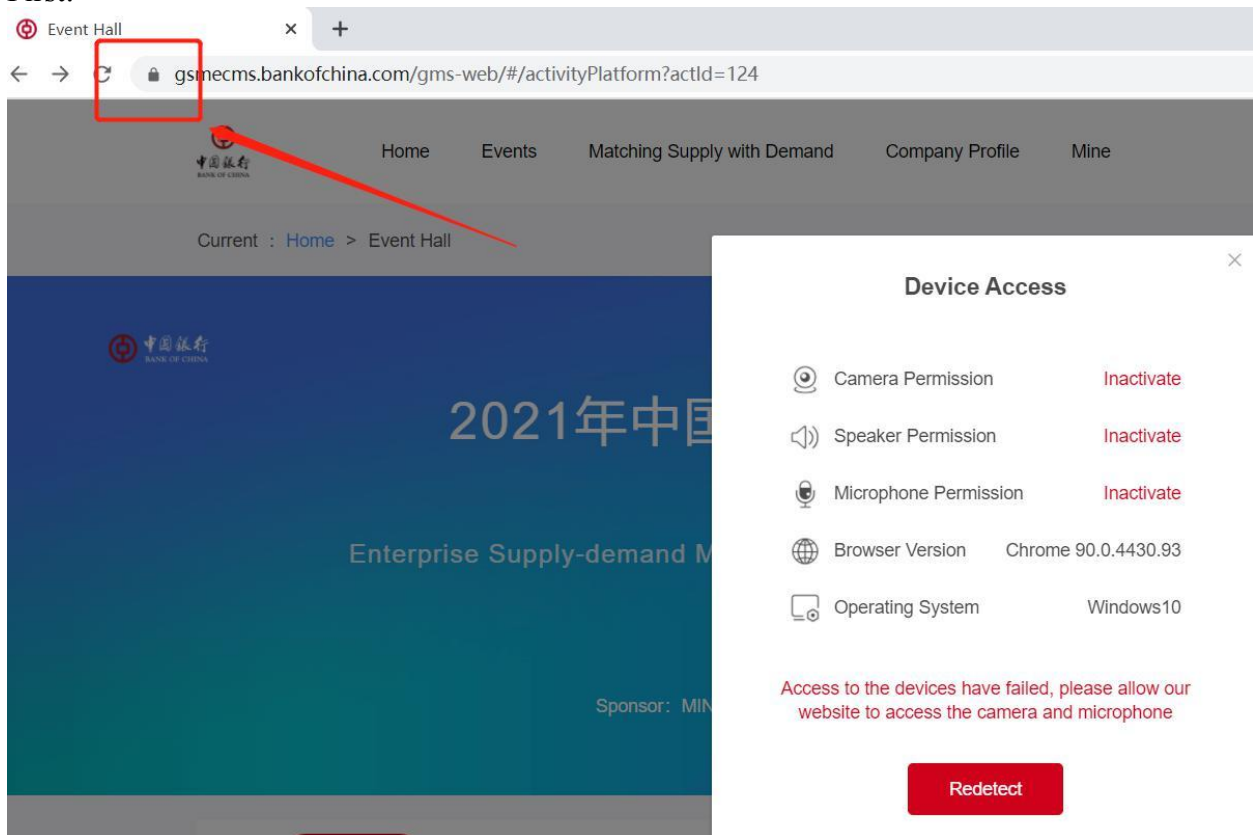
点击“设备检测”按钮后，浏览器并未弹窗，未找到点击“允许”的栏位？

After clicking the "Device Detection" button, the browser did not pop up, and the field to click "Allow" was not found?

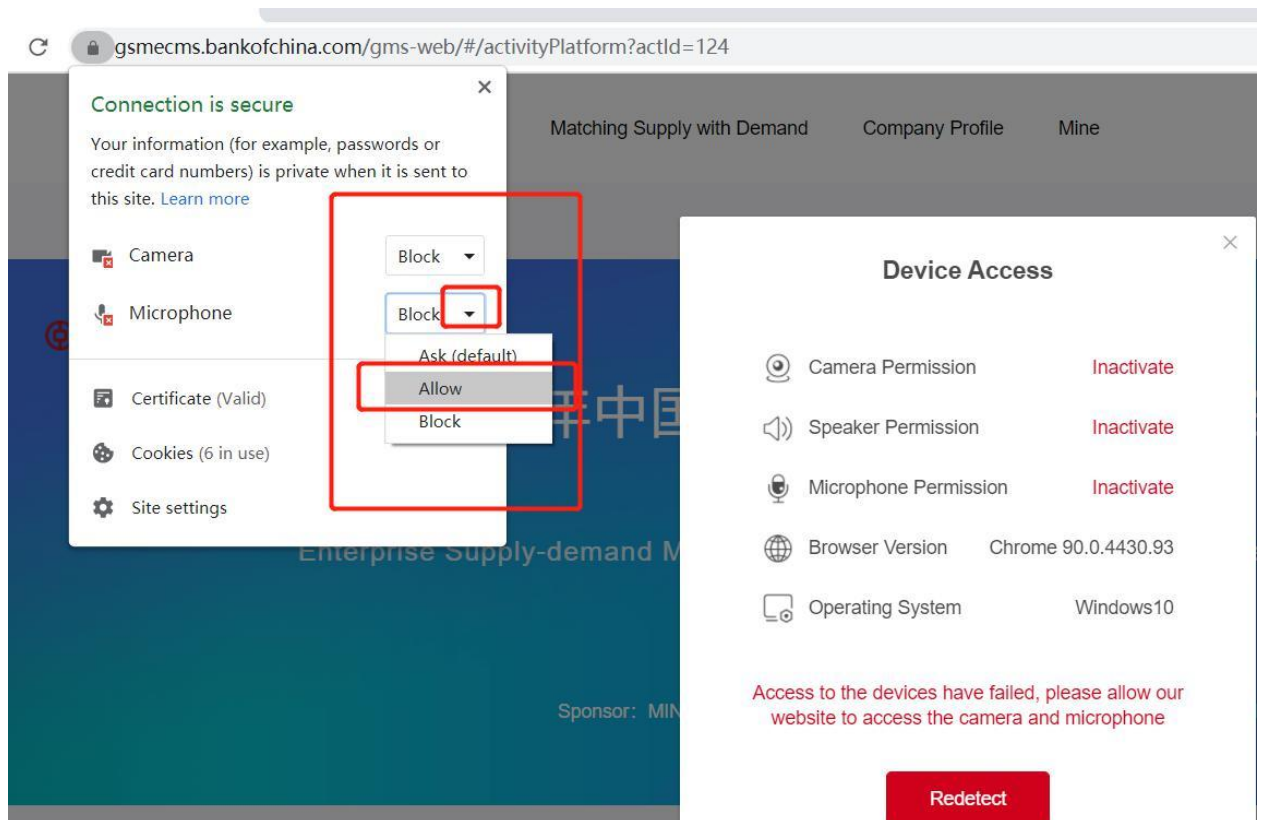
解决办法：您可以主动点击 Chrome 浏览器网址区域最左侧的图标按钮，主动进入设置窗口，然后将摄像头、麦克风的使用权限修改为“允许”。操作步骤见下图

Solution: You can click the icon on the leftmost side of the Chrome browser URL area to enter the settings window, and then modify the camera and microphone permissions to "Allow". The operation steps are shown in the picture below.

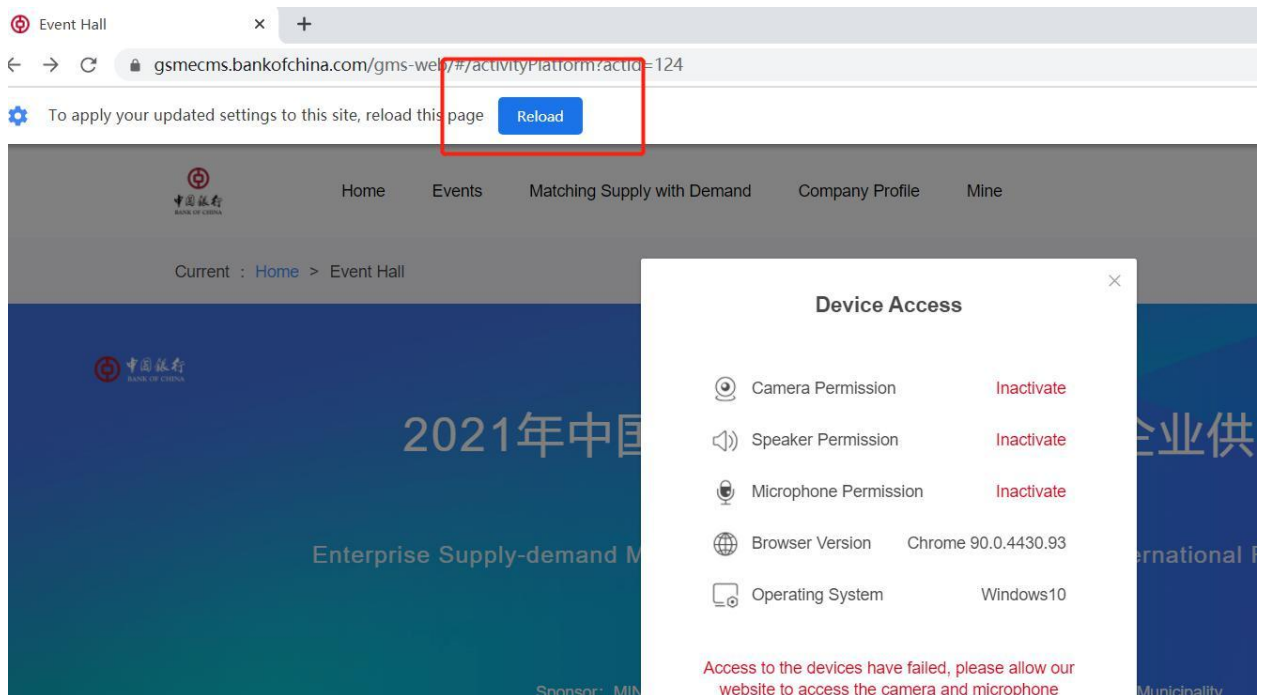
First:



Second:



Third: After modify to “Allow”, click the “Reload” button. And then redetect!



Home Events Matching Supply with Demand Company Profile Mine English 北京

urrent : Home > Event Hall

### 2021年中国

### 企业供需对

Enterprise Supply-demand M

International Fair For Trade In

Sponsor: MIN

Municipality

#### Device Access

- Camera Permission [Activate](#)
- Speaker Permission [Activate](#)
- Microphone Permission [Activate](#)
- Browser Version Chrome 90.0.4430.93
- Operating System Windows10

The devices have been successfully accessed, please start detection

[Start Detection](#)

## 第 3 章：线上视频洽谈(网页端)

### Chapter 3: Online Video Negotiations (Website)

如您参加的是现场活动，则本章节不适用

If the event you are attending is on-site, then this chapter doesn't apply.

如果您有预约洽谈安排，线上视频洽谈流程如下：

If you have reserved a negotiation, please follow the process below for online video negotiations:

进入活动大厅->找到预约洽谈安排->进行视频洽谈

Enter the event hall->Find out the arrangement for negotiation->Negotiate via video link

或

Or

进入活动大厅->预约洽谈时间到系统弹框提示进入会议室->进行视频洽谈

Enter the event hall->Enter the conference room when the system pops up the time of negotiation->Negotiate via video link

如果您想自主找企业进行自由洽谈，线上视频洽谈流程如下：

If you want to find an enterprise for free negotiation, please follow the process below for online video negotiations:

进入活动大厅->选择感兴趣的企业->发起视频洽谈

Enter the event hall->Select an enterprise you are interested in->Initiate video negotiation

## 3.1 进入活动大厅

### 3.1 Enter the event hall

在网站首页选择您参加的活动进入活动大厅。

Select the event you are going to participate in on the home page of the website first and then enter the event hall.

The screenshot displays the website interface for the BOC Global SME Matchmaking System. At the top, there is a navigation bar with the logo of Bank of China, the text '中银全球撮合 BOC Global SME Matchmaking System', and links for '首页', '消息', '关注', '手机客户端', '简体中文 | English', and '小米科技有限责任公司'. Below the navigation bar, the current location is indicated as '当前位置: 活动列表 > 活动大厅'. The main content area features a large banner for the '2017中国沈阳投资与贸易对接会' (2017 China Shenyang Investment and Trade Meeting). The banner includes the Bank of China logo and the slogan '合力相助 全力以“复” 助力湖北企业复工复产专场线上对接会' (Cooperation helps, all efforts for 'recovery', online special meeting for Hubei enterprises to resume production and work). Below the banner, there is a section titled '我的洽谈安排' (My Negotiation Arrangement) which lists five rounds of negotiations. Each round includes the round number, time, date, and time zone, along with the names of the participating companies. The third round is currently active. To the right of the negotiation list, there is a '洽谈历史' (Negotiation History) link and a notification area. Below the negotiation list, there is a '更多精彩' (More Highlights) section featuring a video player for a presentation titled '2017中国沈阳投资与贸易对接会宣传视频' (2017 China Shenyang Investment and Trade Meeting Promotion Video).

轮次	时间	日期	时区	状态
第一轮	12点	2018-03-22	09:00-10:00	即将开始
第二轮	18点	2018-03-22	09:00-10:00	即将开始
第三轮	19点	2018-03-22	10:00-11:00	即将开始
第四轮	23点	2018-03-22	13:00-14:00	洽谈结束
第五轮	27点	2018-03-22	14:00-15:00	邀请洽谈

## 3.2 预约洽谈

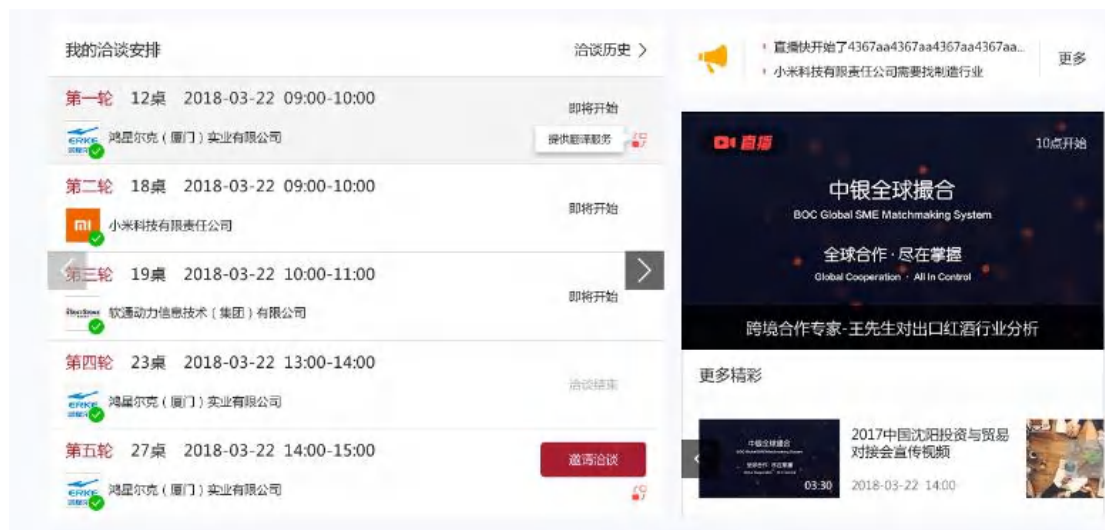
### 3.2 Reserve Negotiation

#### 3.2.1 找到预约洽谈安排

#### 3.2.1 Find out the Arrangement for Reserved Negotiation

进入活动大厅后，您可在“我的洽谈安排”中查看洽谈企业清单

View the list of enterprises you will negotiate with in “My Negotiation Arrangements” after entering the Event Hall.

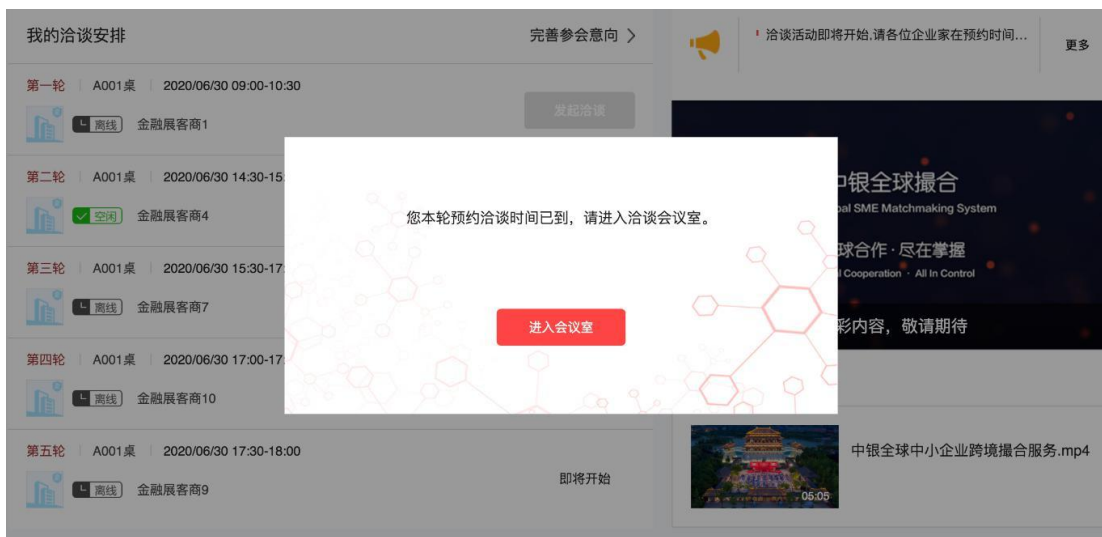


#### 3.2.2 进行视频洽谈

#### 3.2.2 Negotiate via Video Link

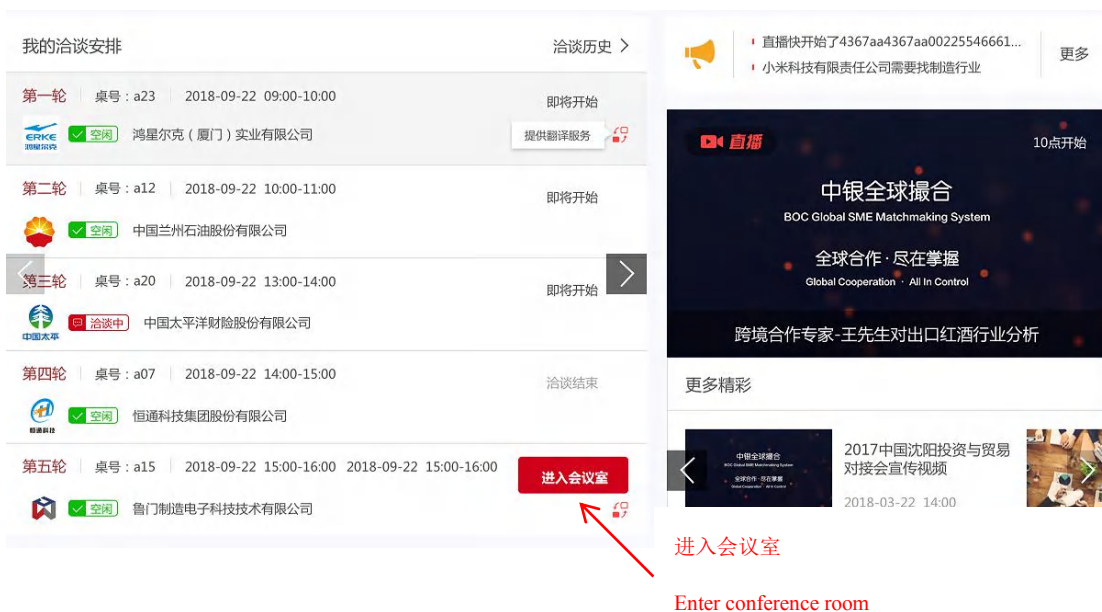
在每场洽谈开始前，请根据提示进入视频会议室开始洽谈。

Please enter the video conference room per the prompt to start your negotiation before each session.



您也可以在预约时间段内, 点击“进入会议室”进入视频会议室开始洽谈。

Click “Enter Conference Room” within the reserved timeframe to enter the conference room and start your negotiation



您在洽谈过程中, 可以向对方企业发送图片、文件等资料。

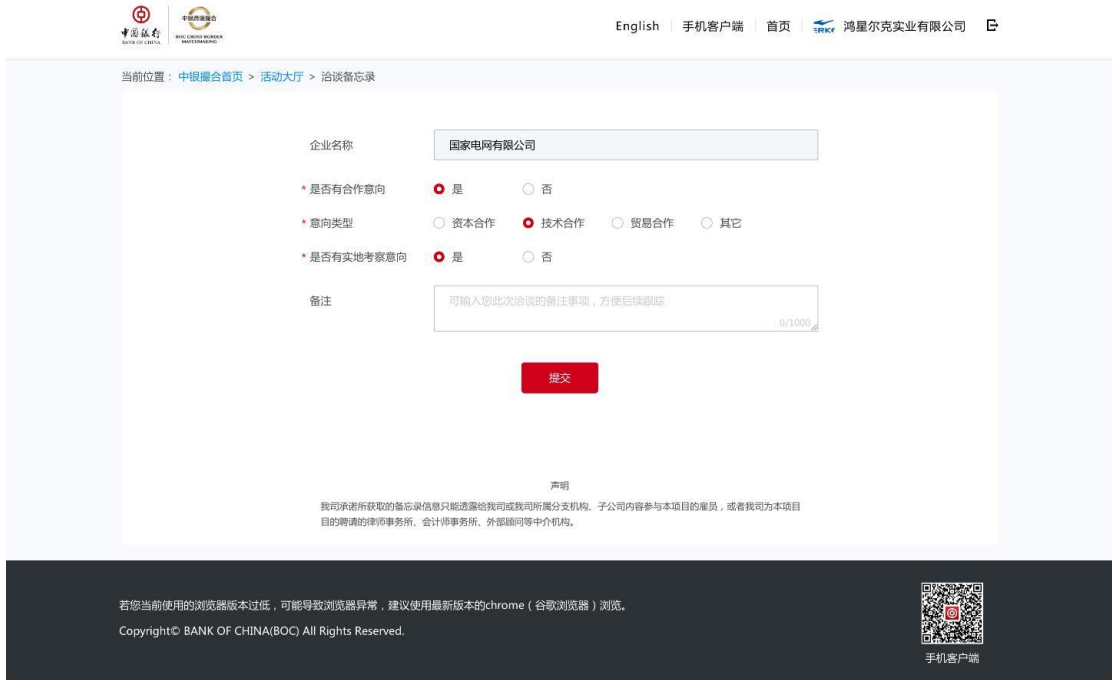
Send pictures and documents to the other side during the negotiation.





洽谈结束后, 请您点击“结束洽谈”离开会议室, 跳转至洽谈备忘录页面, 记录洽谈结果。

Please click “End Negotiation” to leave the conference room after the negotiation. The system will redirect you to the Negotiation Memo page, and you can record the negotiation result.



## **3.3 自由洽谈**

### **3.3 Free Negotiation**

在预约好的企业之外，您可自主选择其他企业进行自由洽谈。

Apart from the enterprises you have reserved, you can select others for free negotiation.

您可在活动大厅看到您可能感兴趣的企业，或者去所有企业里面挑选您感兴趣的企业，如果对方也在线，您可发起视频洽谈和对方聊天。

When you come across an enterprise you may have interest in in the Event Hall or select an enterprise you are interested in from all enterprises, you can initiate video negotiation with the one which is also online and talk with it.

#### **3.3.1 找您感兴趣的企业**

#### **3.3.1 Find out an Enterprise You Have Interest in**

您可查看参加活动的企业，通过行业、地区、企业名称、产品等筛选您感兴趣的企业。

You can view other participants or select the ones you have interest in by industry, location, enterprise name or product.

首页 / 活动详情 / 分类导航 / 企业列表

主营产品 企业名称 求购 提供

请输入主营产品 搜索

搜索历史：小米 三星 鸿星尔克 鸿星尔克 三星电子

筛选条件： 所属行业 不限 国家/地区 不限 合作方式 不限  只看关注的企业

共 1024 家企业



万华普曼生物工程有限公司

中国-天津

金属制造业 / 文教、工美、体育和娱乐用品制造业 / 烟草制造业

已关注

纺织、服装及家庭用品批发 纺织、服装及家庭用品批发 纺织、服装及家庭用品批发



中兴能源有限公司

中国-天津市

金属制造业 / 文教、工美、体育和娱乐用品制造业 / 烟草制造业

已关注

纺织、服装及家庭用品批发 纺织、服装及家庭用品批发 纺织、服装及家庭用品批发 纺织、服装及家庭用品批发

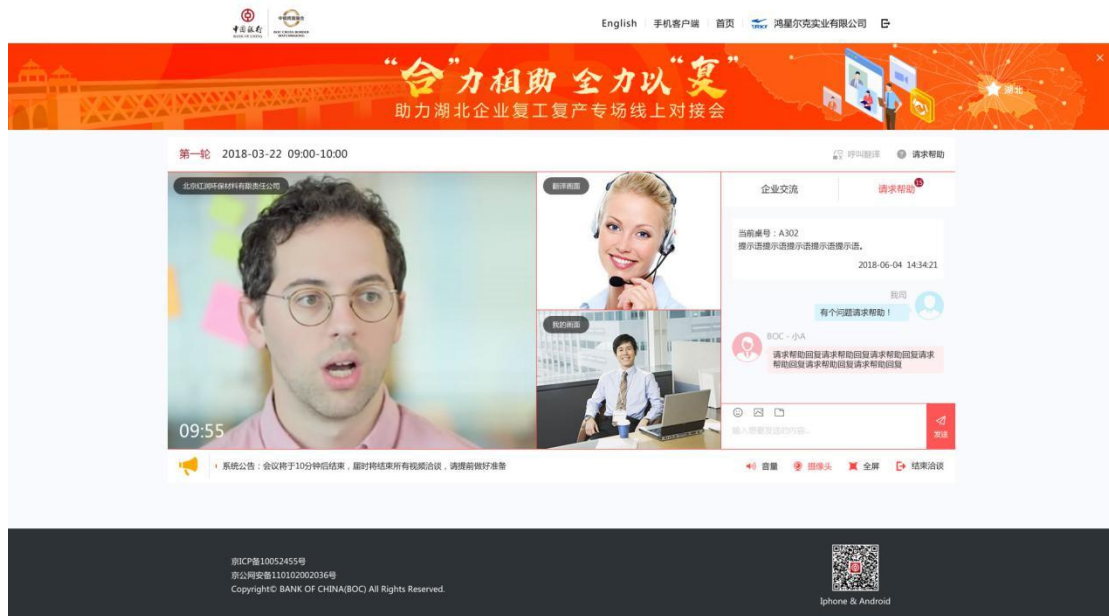
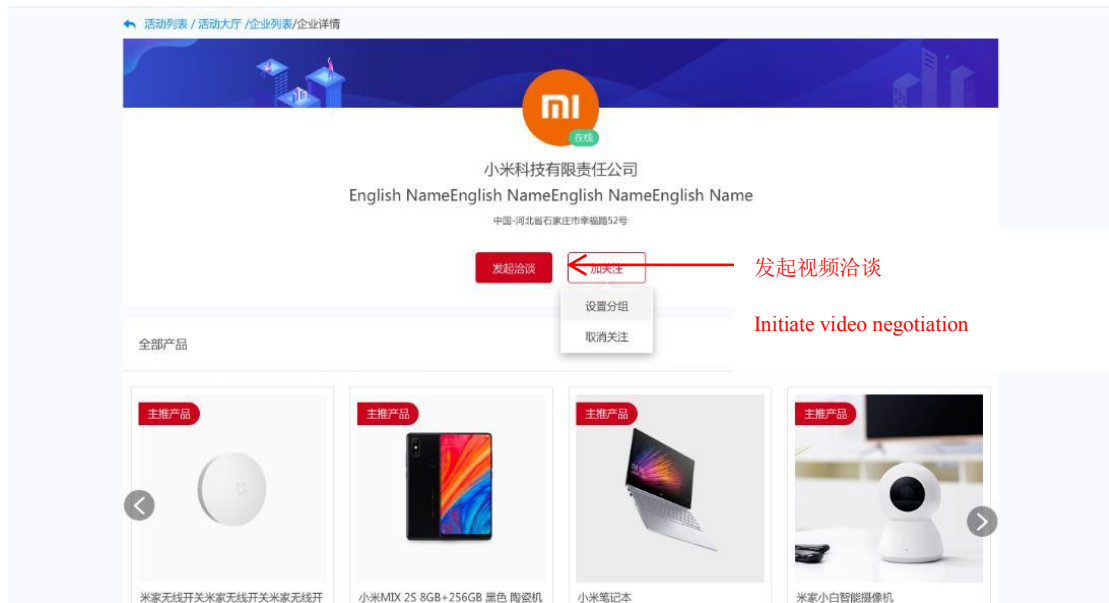
发起洽谈

### 3.3.2 发起视频洽谈

### 3.3.2 Initiate Video Negotiation

找到感兴趣企业后，可在企业详情页面发起视频洽谈。

When you find an enterprise you have interest in, you can initiate video negotiation on the Corporate Information page.



洽谈结束后，请您点击“结束洽谈”离开会议室，跳转至洽谈备忘录页面，记录洽谈结果。

Please click “End Negotiation” to leave the conference room after the negotiation. The system will redirect you to the Negotiation Memo page, and you can record the negotiation result.

当前位置: 中银集团首页 > 活动大厅 > 洽谈备忘录

企业名称

\* 是否有合作意向  是  否

\* 意向类型  资本合作  技术合作  贸易合作  其它

\* 是否有实地考察意向  是  否

备注

提交

声明

我可承诺所获取的备忘录信息只能透露给我司或我司所属分支机构。子公司内容参与本项目的雇员, 或者我司为本项目目的聘请的律师事务所、会计师事务所、外部顾问等中介机构。

若您当前使用的浏览器版本过低, 可能导致浏览器异常, 建议使用最新版本的chrome (谷歌浏览器) 浏览。

Copyright © BANK OF CHINA(BOC) All Rights Reserved.



手机客户端

## 第二部分 中银 e 企赢 APP 端用户手册

### Part II BOC E-Cooperation APP User Manual

## 第 4 章：基本功能(APP 端)

### Chapter 4: Basic Functions (APP)

#### 4.1 登录

#### 4.1 Login

下载中银 e 企赢 APP，可从苹果商店、应用宝、谷歌、小米等市场下载，也可扫描下面二维码进行下载

You can download BOC E-Cooperation APP from App Store, My App, Google Store and Mi Store or just scan the following QR Code.



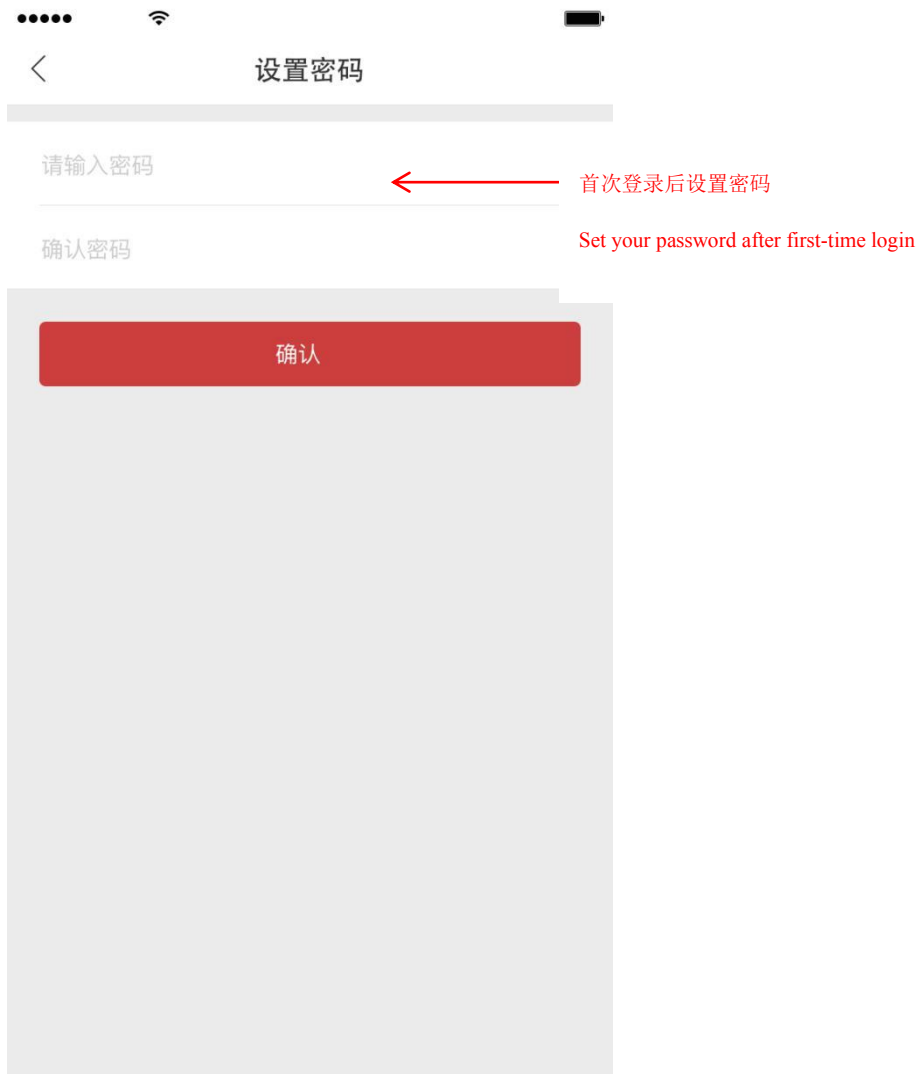
如果您是第一次登录，请在登录页面输入您注册或者提供给银行人员报名活动时候的手机号或者邮箱，使用验证码方式进行登录

For your first login, please enter the mobile phone number or email you have registered or provided to the bank staff at the time of signing up for an event and log in by verification code.



← 首次登录使用验证码登录  
Use verification code for first-time login

登录成功后，请根据提示设置您的登录密码，以后可用此密码登录 APP  
After successful login, please set your login password according to the system prompts. And, you can log into the APP with this password in the future.



设置密码成功后，您以后可使用新设置的密码或者验证码两种方式登录 APP。  
After the password is set, you can use the new password or verification code to login into the APP in the days to come.

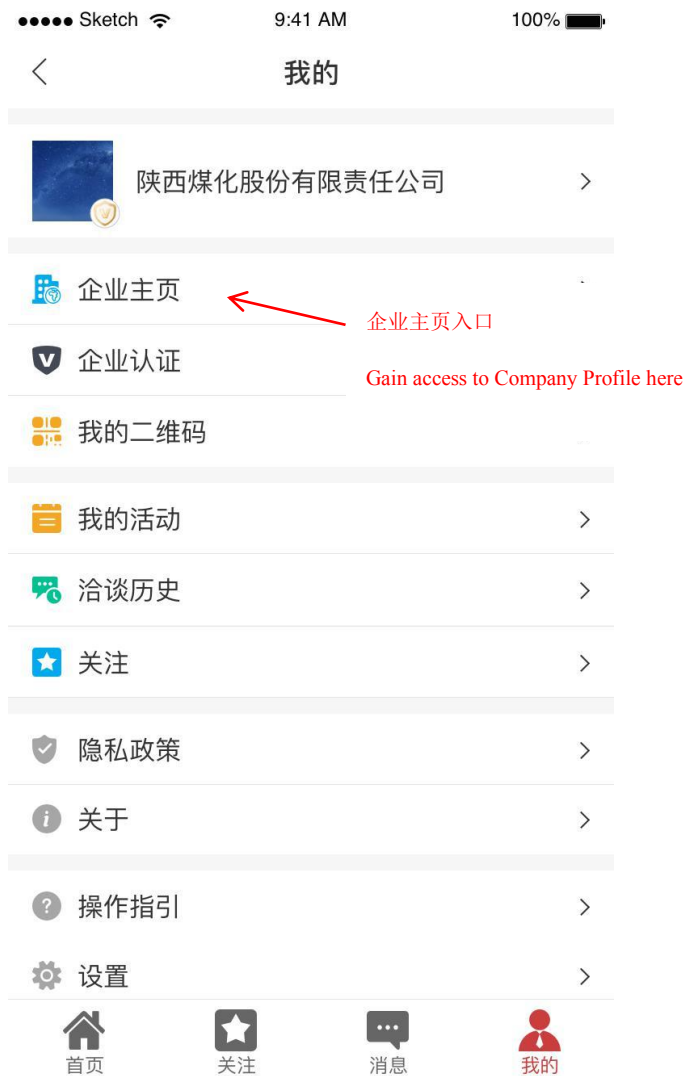
## 4.2 编辑企业信息

### 4.2 Edit Corporate Information

登录 APP 后，选择“我的”-“企业主页”，您可编辑企业的基本信息、产品信息、经营信息等，以便让其他参会企业了解您的企业信息。



After logging into the APP, click “Company Profile” in “Mine”, and you can edit the basic information about your enterprise, your production information and operation information, among others, so that the other participants can know your enterprise.





企业主页

编辑企业主页

Edit Company Profile



中国建筑国际集团有限公司  
GHIBLI FORWARDING KFT.

基本信息

企业名称翻译

GHIBLI FORWARDING KFT. >

企业名称翻译

GHIBLI FORWARDING KFT

企业名称翻译

GHIBLI FORWARI

企业名称翻译

GHIBLI FORWARDING KFT. >

企业介绍



星巴克是美国一家连锁咖啡公司的全称，1971年成立，是全球最大的咖啡连锁店，其总部坐落美国华盛顿州西雅图市。星巴克旗下两首产品包括30多种咖啡豆。

产品信息

查看更多

编辑产品信息

Edit product information



咖啡杯

陶瓷材质，马克杯，耐热 >



咖啡杯

陶瓷材质，马克杯，耐热 >

## 第 5 章：活动开始前功能(APP 端)

### Chapter 5: Before-event Functions (APP)

#### 5.1 企业互选

#### 5.1 Mutual Selection

参加活动前，您可自行在 APP 上选择感兴趣的企业发送洽谈邀请，对方企业接受您的邀请后，中国银行会为双方企业在活动期间安排预约洽谈，您可按照安排的洽谈时间进行洽谈。

Before an event, you can send the invitation for negotiation to an enterprise you generate interest in on the APP. If the enterprise accepts your invitation, BOC will schedule a negotiation for your two enterprises and you can talk with the other party at the scheduled time.

#### 企业互选流程：

Mutual selection process of enterprises:

选择参加的活动->查看参会企业->选择感兴趣的企业->发送邀请->查看邀请

Select an event->View the participants->Select an enterprise you have interest in->Send an invitation->View the invitation

## 5.1.1 选择参加的活动

### 5.1.1 Select an Event



## 5.1.2 查看参会企业

### 5.1.2 View Participants



查看活动下参会企业

View participants in an event

### 5.1.3 选择合适的企业

### 5.1.3 Select the Right Enterprises



根据行业、地区等  
筛选感兴趣的企业  
Select the enterprises you have interest  
in by industry and location, etc.

< 企业名称、主营产品、求购或提供的产品及...

交通运输...

国家/地区

展区

共173条记录



广西汇佳国际物流有限公司

中国-广西壮族自治区

展区：汽车 / 装备展区

运输代理业



上海泰鼎国际物流有限公司

中国-上海市

展区：服务贸易

采购领域：服务贸易 / 品质生活 / 医疗器械及...

运输代理业



深圳市东部公共交通有限公司

中国-广东省

采购领域：汽车

城市公共交通运输



上海新景程国际物流有限公司

中国-上海市

采购领域：服务贸易

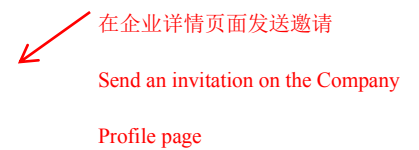
运输代理业



哈其德(上海)国际货运代理有限公司

## 5.1.4 发送邀请

### 5.1.4 Send an Invitation



## 5.1.5 查看邀请

### 5.1.5 View Invitations

首页选择“预约”，可看到您发出的邀请、收到的邀请、互选成功的邀请。

Select “Invitations” on the homepage to check the invitations you sent, those you received and those for successful mutual selections.



## 5.2 查看洽谈安排

### 5.2 View Negotiation Arrangements

临近活动开始前，中国银行会为您制定一份洽谈企业清单，请您关注。

Before a forthcoming event, BOC will prepare a list of enterprises you are going to negotiate with for your attention.

首页选择参加的活动，进入活动详情页面，即可看到您的洽谈安排。

Select the event you are going to participate in and you will see your negotiation arrangements on the Event Details page.



在活动页面可查看洽谈安排  
View negotiation arrangements on the  
Event Details page

视频对接操作可参考 APP 浮层指南。